



CONSISTENCY YOU CAN COUNT ON



GUIDE TO BUILDING YOUR DREAM KITCHEN



## Discover Your Unique Cabredo Kitchen

Modern, Contemporary Farmhouse, or something totally different, your home décor should reflect your personal style. You should never be forced to settle — and when you partner with the craftsman and designers at Cabredo, you never will. At the core of the Cabredo experience is the commitment to expertly crafted products tailored to your exact tastes. Our experience, our care, and our commitment is focused on giving our customers an amazing experience and a life enriched through our craftsmanship and services. This guide is only the beginning of your possibilities for a dream kitchen from Cabredo.

### The Cabredo Commitment

- ✓ Product Consistency
- ✓ Quality Amish Craftsmanship
- ✓ Dependable Delivery & Customer Service

### Kitchen Design Starts Here

Purpose of this guide:

When designing your personalized kitchen, every single aspect can be used to show your aesthetic style. While everything from the appliances to the faucet plays a role, the cabinetry is one of the most prominent focal points. When choosing Cabredo cabinets for your dream kitchen, you have choices for how they'll look and enhance the rest of your décor. Use our step-by-step guide to select the features and choices that will make your custom cabinets a masterpiece.

### 5 Steps Towards Your Dream Kitchen

1. Choose Your Cabinet Style
2. Find the Product Line You Like Best
3. Pick Your Door Style
4. Select Your Stain or Paint Color
5. Explore Our Accessories

### TO GET A QUOTE

Mark your choices in this guide and return it to your Cabredo dealer or contact Cabredo for referral to the dealer closest to you.



# 1

## Choose a Cabinet Style

### Modern Overlay

This style is typically considered modern as it features sleek, clean lines, open feel, simplistic & functional profile. The latest trends infuse more color and character into cabinetry with the variety of materials available today.



### Classic Inset

This style shows a full view of the cabinet frame, which picture frames the doors and drawers. Though this style has been around for some time, it does have the ability to transition between a country and modern feel depending on the design options you choose in the steps that follow.



### Traditional Overlay

Bring the feel of the country to your home with this cabinetry style. This framed cabinet style shows some of the cabinet frame behind the door giving it a little more depth and dimension to the cabinetry and space.



Write Your Choice Here:



### Ravir Frameless

**Construction Style:** Frameless (Custom)

**Typical Cabinet Style:** Modern

**Benefits:** Full access into cabinetry, fully customizable, vast range of door, finish, and material options. Full extension soft close hinges & guides, dovetailed drawer boxes, solid wood & plywood construction.

### Eco-line Frameless

**Construction Style:** Frameless (Semi-Custom)

**Typical Cabinet Style:** Modern

**Benefits:** Full access into cabinetry, All the typical modifications are available, wide range of doors, finishes, and materials. Full extension soft close hinges & guides, dovetailed drawer boxes, solid wood & plywood construction.

**Eco-line  
Frameless**







## Ravir Framed

**Construction Style:** Framed (Custom)

**Typical Cabinet Style:** Classic Inset

**Benefits:** Frame supported cabinetry, fully customizable, vast range of door, finish, and material options. Beaded inset, square inset & overlay options available. Full extension soft close hinges & guides, dovetailed drawer boxes, solid wood & plywood construction.

## Pelum Framed

**Construction Style:** Framed (Semi-Custom)

**Typical Cabinet Style:** Traditional Overlay

**Benefits:** Frame supported cabinetry, all the typical modifications are available. Wide range of doors, finishes, and materials. Beaded inset, square inset & overlay options available. Full extension soft close hinges & guides, dovetailed drawer boxes, solid wood & plywood construction.



Write Your Choice Here:

3

## Choose a Door Style



**SHOWN ARE 10 POPULAR DOOR STYLES. THOUSANDS MORE ARE AVAILABLE.**  
**Contact your Cabredo dealer to discuss the options.**



**Name:** Verona  
**Frame Bead:** Applied MLD  
**Species:** QTR Sawn White Oak  
**Image Finish:** Carbon



**Name:** Nova  
**Frame Bead:** Nova  
**Species:** Maple  
**Image Finish:** Crystal White



**Name:** FP-10  
**Frame Bead:** Step  
**Species:** Maple  
**Image Finish:** White Dove



**Name:** Soho  
**Frame Bead:** Soho  
**Species:** Maple  
**Image Finish:** Fieldstone



**Name:** FP-10  
**Frame Bead:** Elite  
**Species:** Maple  
**Image Finish:** Metropolitan



**Name:** RP-10  
**Frame Bead:** Standard  
**Species:** Maple  
**Image Finish:** Portabella



**Name:** FP-10  
**Frame Bead:** Executive  
**Species:** Cherry  
**Image Finish:** Silver



**Name:** FP-10  
**Frame Bead:** Square Rabbet  
**Species:** Maple  
**Image Finish:** Metro Grey



**Name:** FP-10  
**Frame Bead:** 45 Bevel  
**Species:** Maple  
**Image Finish:** Metro Grey



**Name:** Shaker  
**Frame Bead:** Square  
**Species:** Reclaimed White Oak  
**Image Finish:** Natural

**Write Your Choice Here:**



# 4


## Choose a Finish

### PAINT VS STAIN:

If you prefer a crisp, clean and smooth finish that covers wooden character marks, then paints are the perfect match. However, if you enjoy the natural beauty of wood, grain variations and texture, then stain finishes are a great option.

### PAINTS

#### STANDARD



#### PREMIUM




#### COUNTRY



### STAINS

**CHERRY:** Beautiful, rich wood grain with waves and swirls, this species is tan with a red hue and darkens with age.



#### PREMIUM CHERRY






Here we show a range of our most widely used finishes. Many more options are available, or we can create a finish color that matches your exact need.

**WALNUT:** Beautiful wood, dark brown, rich tone w/ contrasting light grain variations



**PREMIUM WALNUT**




**QUARTER SAWN WHITE OAK:** Popular in modern designs due to its straight grain and unique cross-grain “flaking” pattern.




**PREMIUM QUARTER SAWN WHITE OAK**



**HARD WHITE MAPLE:** This common light grained hardwood has a non-descript cathedral grain pattern & color variations.



**PREMIUM HARD WHITE MAPLE**



Write Your Choice Here:

# 5

## Choose Accessories

### Custom Cabredo Accessories

Customize your cabinets with the accessories that make them even easier to use. Our rollouts, pantry rollouts and spice drawer inserts keep everything you need close at hand. Our cutlery dividers make silverware organization easy and our knife block keeps your sharp ware stored safely. You can use a blind corner pullout to maximize access and use the Cabredo waste pullout unit to keep your garbage out of sight.


#### Cabinet Accessories by Cabredo: Rollouts, Inserts & Pullout Units



**Knife Block**



**Spice Insert**



**Base Pantry**



**Waste Units**



**Cutlery Dividers**



**Lazy Susan Spin**




**Rollout**

#### Popular Items From Cabredo Suppliers



**Base Pullout**



**Base Pullout**



**Blind Base Pullout**



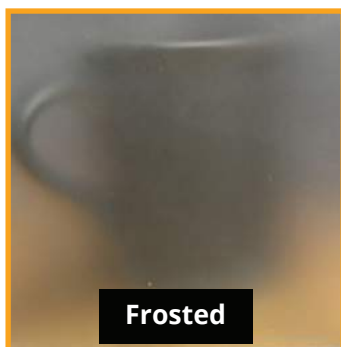
**Blind Base Pullout**

See : [www.hafele.com](http://www.hafele.com) > Residential > Kitchens

[www.rev-a-shelf.com](http://www.rev-a-shelf.com) > Search by Category

Most popular accessory items are shown; however, the options are endless.

**GLASS:** Frosted, German Antique, Seedy, Reeded




**Frosted**



**German Antique**



**Seedy**



**Reeded**



**6 Lite Wood Mullion Door**

## MULLION DOORS



**Leaded Mullion Door**

Write Your Choices Here:



For a quote, contact your local Cabredo dealer, or contact us directly and we will refer you to the dealer closest to you.

Dealer: \_\_\_\_\_  
Phone: \_\_\_\_\_  
Address: \_\_\_\_\_



1564 Main Street, Suite 505, East Earl, PA 17519

Phone: 717.208.8650 Fax: 717.406.1946 Email: [quotes@cabredousa.com](mailto:quotes@cabredousa.com)